



Statistics on CRNE Writers for Calendar Year 2009

This bulletin is the 14th of a series about the Canadian Registered Nurse Examination (CRNE).¹ It provides statistical information about the candidates who wrote the CRNE in the calendar year 2009 (French and English versions combined), as well as comparisons with previous years' data.

Statistics on CRNE writers provide not only useful information about the candidates' performances, but also a snapshot of new nurses ready to enter the Canadian nursing workforce. The CRNE is required for all nurses registering in Canada, except those registering in Quebec, and it is usually the last requirement that nurses meet before achieving licensure. The CRNE is owned by CNA, developed and maintained for CNA by Canada's Testing Company (also known as Assessment Strategies Inc.) and administered by the provincial and territorial regulatory authorities.

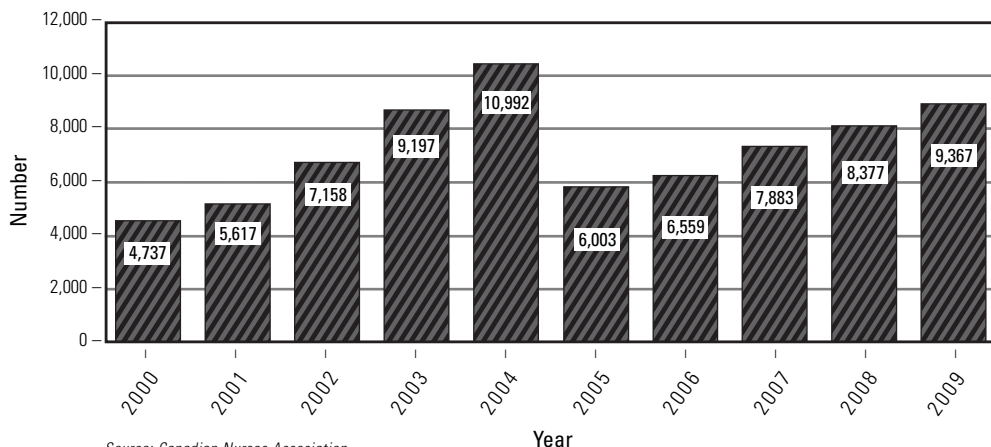
The purpose of the CRNE is to protect the public by ensuring that the entry-level registered nurse possesses the competencies required to practise safely in Canada.

NUMBERS AND DEMOGRAPHICS: FIRST-TIME WRITERS

Candidates writing the CRNE consist of Canadian-educated new graduates and internationally educated nurses seeking to be registered in Canada for the first time. In 2009, there were 10,777 candidates who wrote the exam in English and 248 who wrote the exam in French, for a total of 11,025 first-time and

repeat writers. Of these, 9,367 wrote the CRNE for the first time at one of three sittings. A majority of these first-time writers (58%) wrote at the June 2009 sitting. Approximately 77% of first-time CRNE writers were Canadian-educated and 23% were internationally educated (the latter figure representing an increase of five percentage points over the previous year). Over the last 10 years, the number of first-time writers has fluctuated between a low of 4,737 in 2000 and a high of 10,992 in 2004.

All First-time CRNE & EAIC Writers



Source: Canadian Nurses Association,
Department of Regulatory Policy

¹ For the purpose of clarity, in this document CRNE refers to both the English and French (l'Examen d'autorisation infirmière au Canada, EAIC) versions of the examination, unless otherwise noted.



SEX

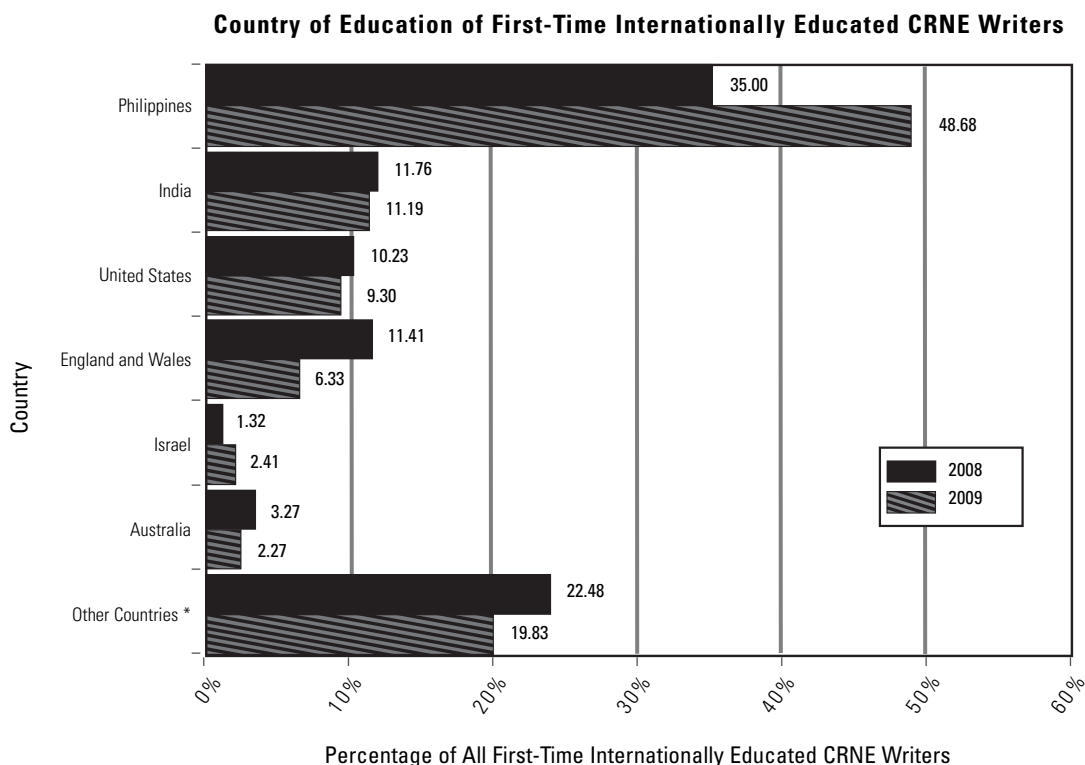
Women made up 91% of Canadian-educated first-time CRNE writers, down two percentage points since 2007, and 9% were men. The percentage of men among internationally educated first-time writers was 16%, up four percentage points since 2007.

COUNTRY OF EDUCATION OF INTERNATIONALLY EDUCATED, FIRST-TIME WRITERS

The top countries of education for internationally educated first-time writers were the Philippines, India,

the United States, England and Wales (counted together), Israel and Australia. The remaining writers, representing about 20% percent of the total, were educated in 73 different countries.

Between 2000 and 2009, four countries have consistently appeared among the top countries of education for internationally educated first-time CRNE writers: the Philippines, India, England and Wales (counted together) and the United States.



* Other Countries represent 75 in 2008, and 73 in 2009; each with less than 2% of the total number of first-time internationally educated candidates for that year.

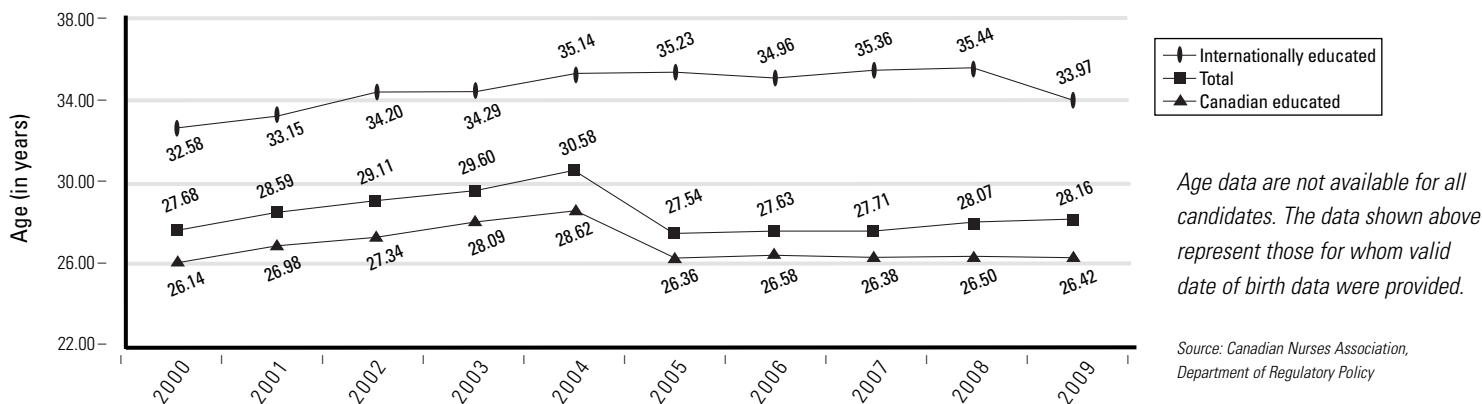
Source: Canadian Nurses Association, Department of Regulatory Policy

AVERAGE AGE

Between 2000 and 2009, the average age of all first-time CRNE writers was 28.6 years, having peaked to 30.6 in 2004. The rise in average age between 2002 and 2004 coincided with the overall increase in the number of first-time writers – especially those who were internationally educated.

Between 2000 and 2009, the average age of Canadian-educated first-time writers reached a peak of 28.6 years in 2004. Since then, average age has remained fairly stable, but declined to 26.4 years in 2009. In contrast, the average age for internationally educated first-time writers has increased steadily from 32.6 years in 2000 to 35.4 years in 2008, but declined slightly in 2009 to 34.0. The age gap between these two groups – now roughly 7.5 years – has declined slightly from a high of 9 years where it had been since 2007.

Average Age of First-time CRNE Writers



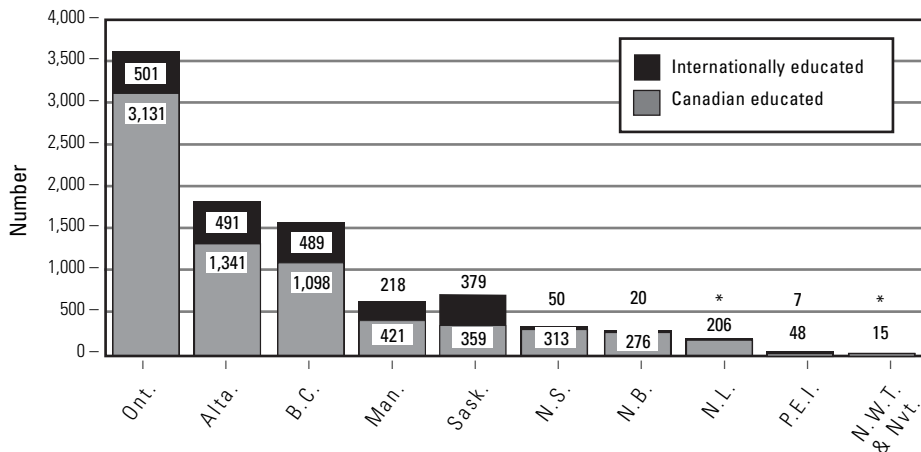
PROVINCIAL AND TERRITORIAL BREAKDOWN

Among Canadian-educated candidates, Ontario had the highest overall number of first-time writers with 3,131 candidates, representing 43% of the national total. This proportion is consistent with that found in 2007 and is an increase of 1.6% since 2008. This was followed by Alberta, with 1,341 writers (19% of the total) and British Columbia, with 1,098 writers (15% of the total).

In Saskatchewan, 51% of first-time writers were internationally educated. This proportion was the highest

among all of the provinces and territories and represents a provincial increase of twenty-five percentage points since 2008. Notable increases were also observed in Manitoba, where 34% of first-time writers in 2009 were internationally educated (up from 16.5% in 2008); and Alberta, where 27% were internationally educated (up from 17%). British Columbia, who has had the largest proportion of internationally educated first-time writers since 2005, observed their proportion decline four percentage points to 31% in 2009.

Canadian-educated & Internationally Educated First-time CRNE Writers by Jurisdiction, 2009

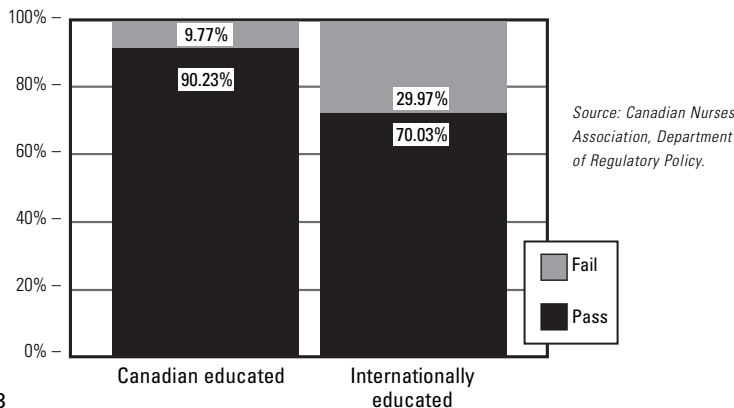


PERFORMANCE

SUCCESS RATES: FIRST-TIME WRITERS

In 2009, the pass rate for the 7,208 Canadian-educated first-time CRNE writers was 90%, whereas the 2,159 internationally educated first-time CRNE writers had a pass rate of 70%. Between 2000 and 2009, internationally educated candidates had pass rates ranging from a low of 49% in 2004 to a high of 71% in 2007. In the same period, the lowest pass rate among Canadian-educated writers was 90% in 2009, and the highest was 96% in 2005.

Pass/Fail Results by Location of Education for First-Time CRNE Writers, 2009

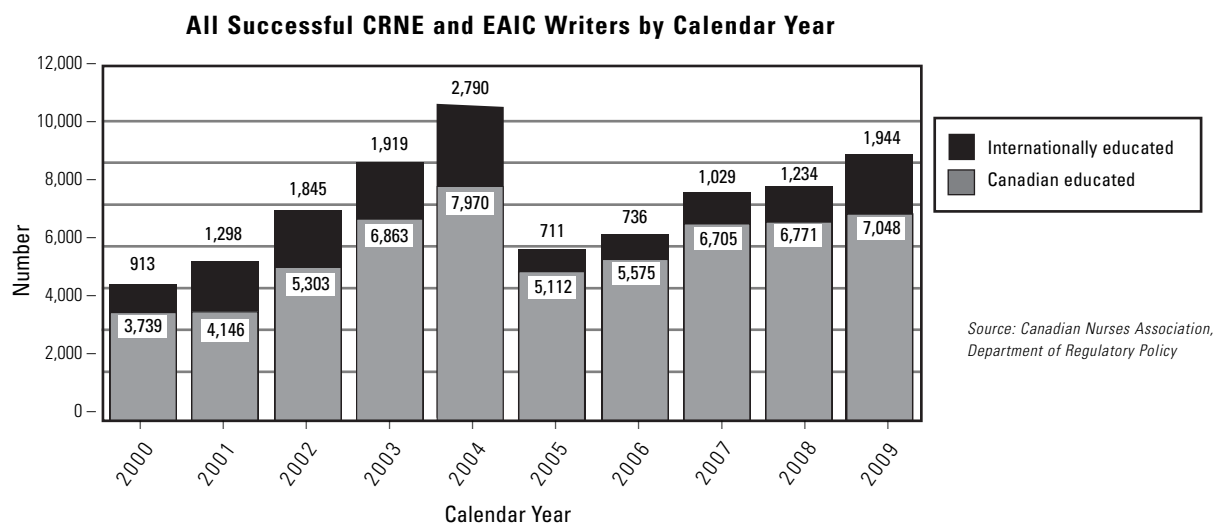


SUCCESS RATES: ALL WRITERS

The data in the preceding sections include information for first-time writers only, to avoid counting the same candidate more than once. However, candidates who are unsuccessful on the CRNE may write the exam up to three times, with the possibility of writing more than once in the same calendar year.

In this section on successful candidates, the data cover both first-time and repeat writers. The total number of successful CRNE writers provides an indication of how many new nurses are available to enter the Canadian workforce, with the recognition that the data do not include Quebec licensure examination writers. As well, some candidates may still need to meet other requirements to be registered.

Of the 11,025 first-time and repeat writers, 8,992 passed the CRNE in 2009. Among the successful candidates, 78% were educated in Canada and 22% were educated internationally. Ontario, British Columbia and Alberta had the highest numbers of successful candidates, which is not surprising, given that these three provinces had the highest numbers of CRNE writers overall. A total of 73,651 candidates passed the CRNE between 2000 and 2009. Of that number, 14,419 (20%) were internationally educated, and 59,232 (80%) were Canadian-educated.



This document has been prepared by CNA to provide information and to support CNA in the pursuit of its mission, vision and goals, as established by the CNA board of directors.

The CRNE Bulletin is published by the Regulatory Policy department of the Canadian Nurses Association.

For more information,
 Canadian Nurses Association
 50 Driveway
 Ottawa, ON Canada K2P 1E2
 Telephone: 1-800-361-8404 or 613-237-2133
 Fax: 613-237-3520
 E-mail: info@cna-aiic.ca
 Website: www.cna-aiic.ca