

Nursing Education in Canada, Consolidated Statistics for Entry-to-Practice Certificate, Diploma and Baccalaureate Programs: 2006-2007



CANADIAN NURSES ASSOCIATION
ASSOCIATION DES INFIRMIÈRES ET INFIRMIERS DU CANADA

The Canadian Association of Registered Psychiatric Nurse Educators



This report has been prepared by CNA, CAPNE and CARPNE to provide information on a particular topic or topics.

The views and opinions expressed in this report do not necessarily reflect the views of the CNA Board of Directors or the Board of Directors for CAPNE and CARPNE.

All rights reserved. No part of this document may be reproduced, stored in a retrieval system, or transcribed, in any form or by any means, electronic, mechanical, photocopying, recording, or posted on any web, ftp or similar site, or otherwise, without written permission of the publisher.

© Canadian Nurses Association
50 Driveway
Ottawa, ON K2P 1E2
Tel.: 613-237-2133 or 1-800-361-8404
Fax: 613-237-3520
Website: www.cna-aiic.ca

October 2008

ISBN 978-1-55119-244-4

Acknowledgments

The Canadian Nurses Association (CNA), the Canadian Association of Practical Nurse Educators (CAPNE) and the Canadian Association of Registered Psychiatric Nurse Educators (CARPNE) would like to thank the contributing faculty and staff of the Canadian schools of nursing for their effort, commitment and collaboration. Without their annual support this collection could not exist.

We would also like to thank:

- CNA jurisdictional members
- Canadian Association of Practical Nurse Educators and their members
- Canadian Association of Registered Psychiatric Nurse Educators and their members
- Canadian Association of Schools of Nursing and their members
- Ordre des infirmières et infirmiers du Québec

Nursing Education in Canada, Consolidated Statistics for Entry-to-Practice Certificate, Diploma and Baccalaureate Programs: 2006-2007

The data included in Table 1 are from the annual National Student and Faculty Survey of Canadian Schools of Nursing, 2006–2007. The data included in Figures 1—3 combines survey results with data obtained from Ordre des infirmières et infirmiers du Québec (OIIQ) to offset survey under-reporting of admission and graduate data for Quebec’s diploma and basic baccalaureate programs. Results include data for entry-to-practice education programs for registered nurses (RN), licensed/registered practical nurses (LPN) and registered psychiatric nurses (RPN).

Table 1: Admission, Enrolment and Graduate Data, 2006– 2007

	CANADA	NL	PE	NS	NB	QC	ON	MB	SK	AB	BC	NT	NU	YT
REGISTERED NURSE														
RN DIPLOMA														
Admissions, 2006–2007	1,984	1,821	...	102	...	61
Enrolment, 2006–2007	6,299	5,709	...	**	...	330	...	*
Graduates, 2007	1,280	963	...	**	...	217	...	*
Graduates, 2007 as a percentage of the total	100%	75.2%	...	**	...	16.9%	...	*
RN BACCALAUREATE														
Admissions, 2006–2007	9,278	262	59	379	435	405	3,629	451	348	1,777	1,494	27	12	...
Enrolment, 2006–2007	32,385	897	228	1,239	1,272	1,929	13,202	1,864	1,290	5,117	5,269	48	30	...
Graduates, 2007	6,843	221	56	283	259	380	2,828	369	259	1,031	1,132	10	15	...
Graduates, 2007 as a percentage of the total	100%	3.2%	0.8%	4.1%	3.8%	5.6%	41.3%	5.4%	3.8%	15.1%	16.5%	0.2%	0.2%	...
LICENSED/REGISTERED PRACTICAL NURSE														
LPN CERTIFICATE														
Admissions, 2006–2007	640	218	...	25	397
Enrolment, 2006–2007	932	453	...	45	434
Graduates, 2007	651	99	131	...	53	368
Graduates, 2007 as a percentage of the total	100%	15.2%	20.1%	...	8.2%	56.5%
LPN DIPLOMA														
Admissions, 2006–2007	3,721	40	32	208	2,784	...	168	102	387
Enrolment, 2006–2007	7,948	42	63	420	6,295	...	213	252	663
Graduates, 2007	3,452	79	21	193	2,125	...	78	422	534
Graduates, 2007 as a percentage of the total	100%	2.3%	0.6%	5.6%	61.6%	...	2.2%	12.2%	15.5%

	CANADA	NL	PE	NS	NB	QC	ON	MB	SK	AB	BC	NT	NU	YT
REGISTERED PSYCHIATRIC NURSE														
RPN DIPLOMA														
Admissions, 2006–2007	238	73	165
Enrolment, 2006–2007	290	105	185
Graduates, 2007	103	31	72
Graduates, 2007 as a percentage of the total	100%	30.1%	69.9%
RPN BACCALAUREATE														
Admissions, 2006–2007	145	59	86
Enrolment, 2006–2007	314	206	108
Graduates, 2007	39	**	*
Graduates, 2007 as a percentage of the total	**	*

Symbols

- .. Figure not available
- ... Figure not appropriate or not applicable
- * Value suppressed in accordance with CNA privacy policy; cell value is between 1 and 4
- ** Value suppressed to ensure confidentiality; cell value is 5 or greater.

For more information about nursing education programs:

[RN Nursing Education](#)
[Nursing Programs in Canada](#)

Figure 1: Entry-to-Practice Admission, 2006–2007

Admissions to each of the three occupation-specific entry-to-practice programs in 2006–2007, as measured by the number of students admitted and the percent share of total admissions to nursing entry-to-practice programs.

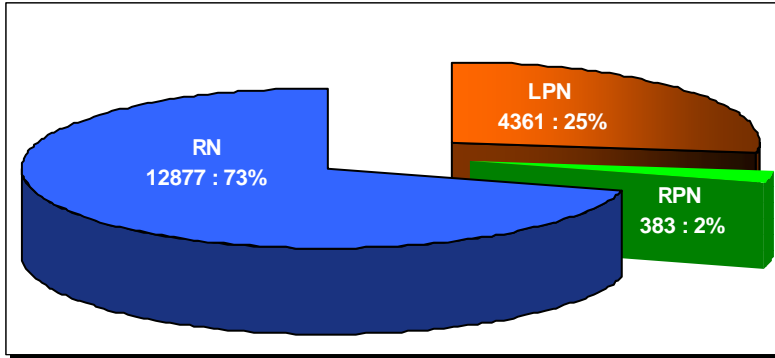


Figure 2: Entry-to-Practice Enrolment, 2006–2007

Enrolment in each of the three occupation-specific entry-to-practice programs in 2006–2007, as measured by the number of students enrolled and the percent share of total enrolment in nursing entry-to-practice programs

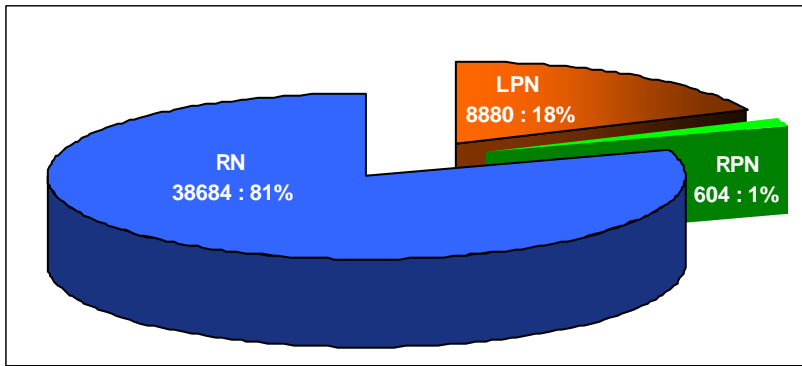
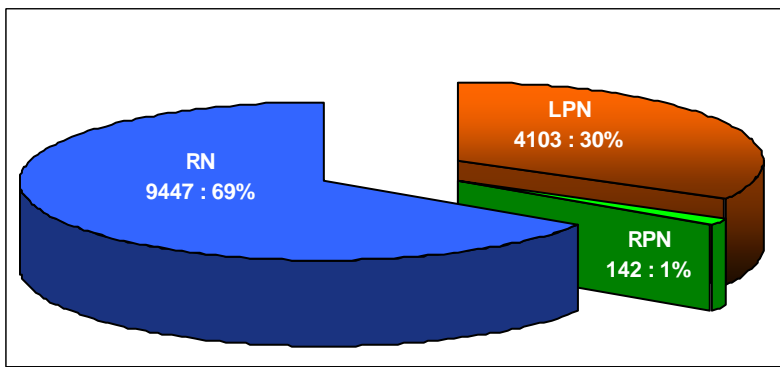


Figure 3: Graduates from Entry-to-Practice Program, 2006–2007

Graduates from each of the three occupation-specific entry-to-practice programs in 2006–2007, as measured by the number of graduates and the percent share of all graduates from nursing entry-to-practice programs



Alberta

Diploma 2 schools' admission data; 1 school's enrolment data

British Columbia

Diploma 2 schools' admission data

Data obtained from the regulatory body l'Ordre des infirmières et infirmiers auxiliaires du Québec (OIIAQ) did not match the definitions or the time period used in the survey and thus could not be used to provide results for LPN programs in Quebec.

RPN:

The 2006–2007 survey was sent to all five schools in Canada that offer educational programs that entitle graduates to apply for initial licensure/registration as a psychiatric nurse. Of the five schools, four were publicly funded and one was privately funded.

Five schools completed the survey. The response rate from publicly funded schools was 100%. The single privately funded school completed the survey. ***The overall response rate was 100%.***

All schools reported all data requested and all data met quality assurance standards.

Methodological Notes – Survey Table and Figures

Classification of Nursing Programs

Programs are identified by a standard data code, which allows the data to be classified by the qualification earned.

Collection Period

Program inventory, admission and enrolment data are collected for a given academic year. The data for this year's survey were collected for the 2006–2007 academic year.

Graduate data are collected for a given calendar year. This year's survey captures graduate data for calendar year 2007.

Data Collection Terms

Admission:	Admission results are calculated by totalling the number of first-time nursing students admitted to year 1 of the program and the number of advanced entrant students admitted in any year of the program. Admission results include data for each intake offered throughout the course of an academic year. Schools are asked to report admission results <i>after the allowed withdrawal</i> date of their institution.
Enrolment:	Enrolment results are a count of the number of students enrolled in each year of study. Enrolment results include data for each intake offered throughout the course of an academic year. Schools are asked to report enrolment results <i>after the allowed withdrawal</i> date of their institution.
Entry-to-practice Programs:	Entry-to-practice programs entitle the successful graduate to apply for initial licensure/registration. These include certificate, diploma, generic baccalaureate and entry-to-practice master's programs.
Graduates:	Graduate results are calculated by totalling the number of certificates, diplomas or degrees awarded by each institution throughout a calendar year.

Data Limitations

Data included in the survey tables are as reported by the schools that responded to the survey. See “Survey Response” below for details on annual response rates.

Schools sometimes provide data that are unusable because the data do not meet quality standards or the schools fail to report the requested data.

Out-Of-Province/Territory Partnerships

Colleges and universities may establish program-delivery partnerships that cross provincial or territorial boundaries.

In 2007, the treatment of RN graduate data from program-delivery partnerships that cross provincial/territorial boundaries was changed so that graduates from these partnerships are now recorded under the home province/territory of the graduate as follows:

- 10 students from Aurora College, Northwest Territories, received baccalaureate degrees from the University of Victoria, British Columbia. These graduates are recorded under Northwest Territories.
- 20 students from College Universitaire Saint-Boniface, Manitoba, received baccalaureate degrees from University of Ottawa / Université d'Ottawa, Ontario. These graduates are recorded under Manitoba.
- 15 students from Nunavut Arctic College, Nunavut, received baccalaureate degrees from Dalhousie University, Nova Scotia. These graduates are recorded under Nunavut.
- 176 students from Humber College, Ontario, received baccalaureate degrees from the University of New Brunswick, New Brunswick. These graduates are recorded under Ontario.



The Canadian Association of Registered Psychiatric Nurse Educators

