



Statistics on CRNE Writers for Calendar Year 2008

This bulletin is the twelfth of a series about the Canadian Registered Nurse Examination (CRNE). It provides statistical information about the candidates who wrote the CRNE in the calendar year 2008 (French and English versions combined), as well as comparisons with previous years' data.

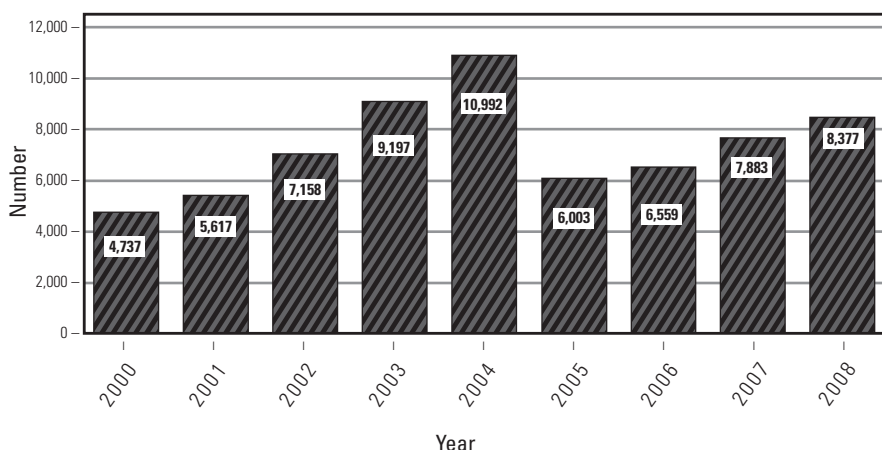
Statistics on CRNE writers provide not only useful information about the candidates' performances, but also a snapshot of new nurses ready to enter the Canadian nursing workforce. The CRNE is required for all nurses registering in Canada, except those registering in Quebec, and it is usually the last requirement that nurses meet before achieving licensure. The CRNE is owned by CNA, developed and maintained for CNA by Assessment Strategies Inc. and administered by the provincial and territorial regulatory authorities.

The purpose of the CRNE is to protect the public by ensuring that the entry-level registered nurse possesses the competencies required to practise safely in Canada.

NUMBERS AND DEMOGRAPHICS: FIRST-TIME WRITERS

Candidates writing the CRNE consist of Canadian-educated new graduates and internationally educated nurses seeking to be registered in Canada for the first time. In 2008, there were 9,209 candidates who wrote the exam in English and 270 who wrote the exam in French, for a total of 9,479 first-time and repeat writers. Of these, 8,377 candidates wrote the CRNE for the first time at one of three sittings. A majority (63%) wrote at the June 2008 sitting. Approximately 82% of first-time CRNE writers were Canadian-educated and 18% were internationally educated (the latter figure representing an increase of three percentage points over the previous year). Over the last nine years, the number of first-time writers has fluctuated between a low of 4,737 in 2000 and a high of 10,992 in 2004.

All First-time CRNE & EAIC Writers



Source: Canadian Nurses Association, Department of Regulatory Policy.



SEX

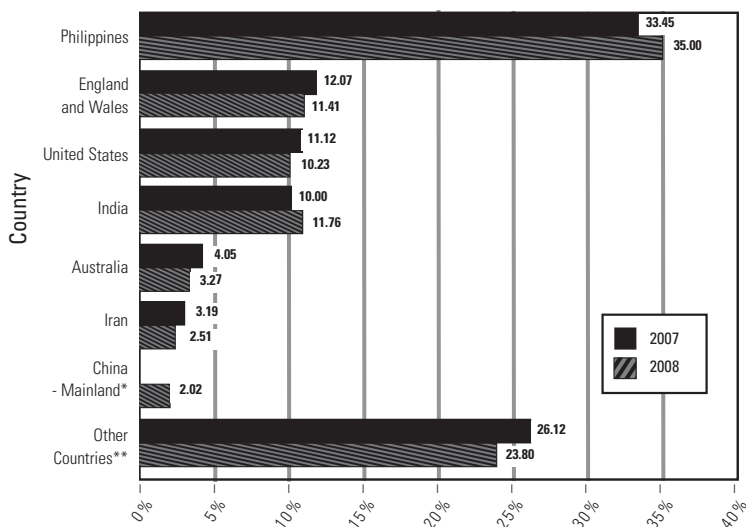
Women made up 92% of Canadian-educated first-time CRNE writers, and 8% were men. The percentage of men among internationally educated first-time writers was 15%, higher than among Canadian-educated candidates.

COUNTRY OF EDUCATION OF INTERNATIONALLY EDUCATED, FIRST-TIME WRITERS

The top countries of education for internationally educated first-time writers were the Philippines, India, England and Wales (counted together), the United States, Australia, Iran and China (mainland). The remaining writers, representing about 24% percent of the total, were educated in 75 different countries.

Between 2000 and 2008, four countries have consistently appeared among the top countries of education for internationally educated first-time CRNE writers: the Philippines, India, England and Wales (counted together), and the United States.

Country of Education of First-Time Internationally Educated CRNE Writers



Percentage of All First-Time Internationally Educated CRNE Writers

* In 2007, first-time writers from mainland China were included in the "Other Countries" category.

** The "Other Countries" category represented 67 countries in 2007 and 75 in 2008, each with less than 2% of the total number of internationally educated first-time candidates for that year.

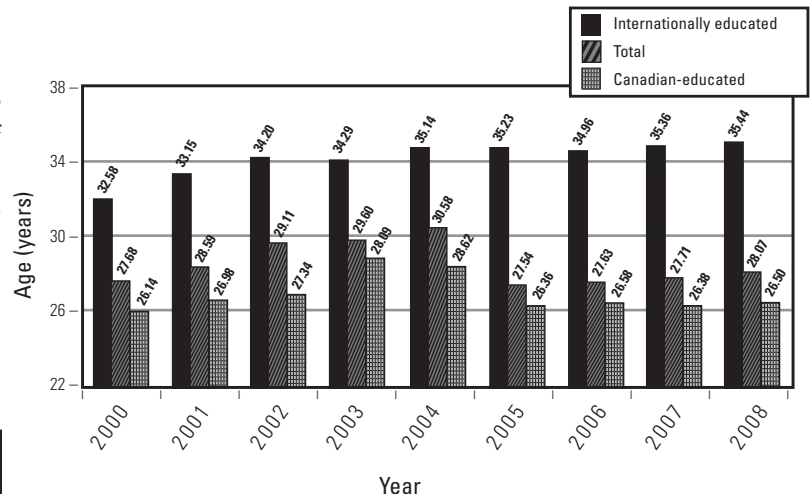
Source: Canadian Nurses Association, Department of Regulatory Policy

AVERAGE AGE

Between 2000 and 2008, the average age of all first-time CRNE writers was about 28.7 years, slightly higher from 2002 to 2004. The rise in average age between 2002 and 2004 coincided with the overall increase in the number of first-time writers – especially those who were internationally educated, who accounted for 29% of the total in 2004.

Between 2000 and 2008, the average age of Canadian-educated first-time writers reached a peak of 28.6 years in 2004. Since then, average age has remained fairly stable, but it declined to 26.5 years in 2008. In contrast, the average age for internationally educated first-time writers has increased steadily from 32.6 years in 2000 to 35.4 years in 2008. The age gap between these two groups – now roughly 9 years – has remained stable over the past two years.

Average Age of First-Time CRNE Writers



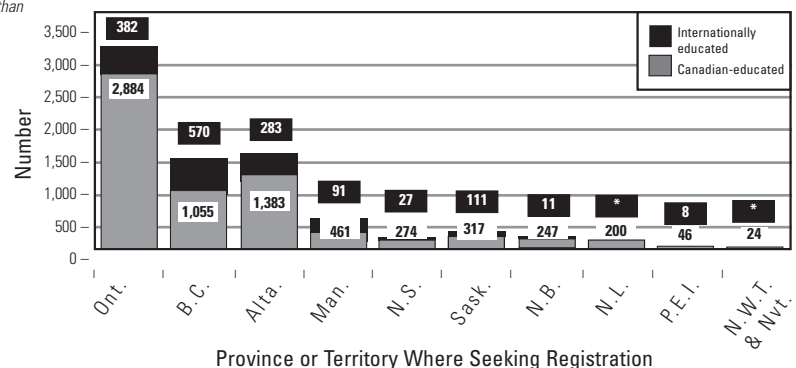
Age data is not available for all candidates. The data shown above represents those for whom valid date of birth data was provided.

Source: Canadian Nurses Association, Department of Regulatory Policy.

PROVINCIAL AND TERRITORIAL BREAKDOWN

Among Canadian-educated candidates, Ontario had the highest overall number of first-time writers with 2,884 candidates, representing 42% of the national total and a decrease of 2% since 2007. This was followed by Alberta, with 1,383 writers (20% of the total) and British Columbia, with 1,055 writers (15% of the total).

Canadian-Educated and Internationally Educated First-Time CRNE Writers by Jurisdiction, 2008



* Data suppressed (1 to 4 cases) to protect privacy.

Source: Canadian Nurses Association, Department of Regulatory Policy.

In British Columbia, 35% of first-time writers were internationally educated. This proportion was the highest among all of the provinces and territories and represents a provincial increase of two percentage points since 2007. A more notable increase was observed in Saskatchewan, where 26% of first-time writers in 2008 were internationally educated, compared to just 11% in 2007.

PERFORMANCE

SUCCESS RATES: FIRST-TIME WRITERS

In 2008, the pass rate for the 6,891 Canadian-educated first-time CRNE writers was 93%, whereas the 1,486 internationally educated first-time CRNE writers had a pass rate of 66%. Between 2000 and 2007, internationally educated candidates had pass rates ranging from a low of 49% in 2004 to a high of 71% in 2007. In the same period, the lowest pass rate among Canadian-educated writers was 93% in 2003, and the highest was 96% in 2005.

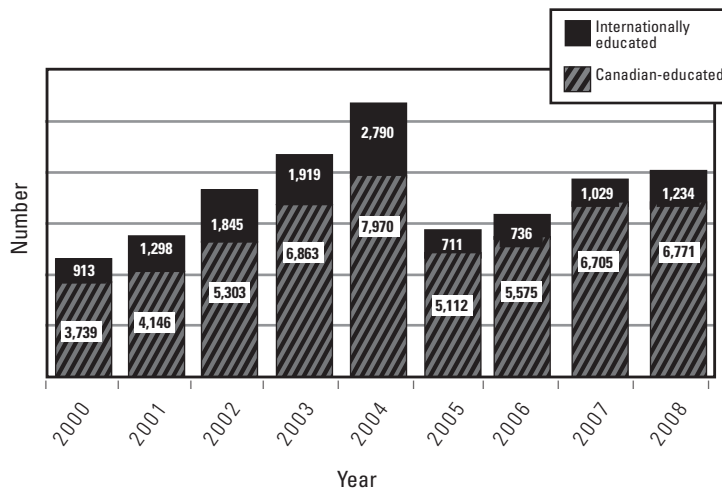
SUCCESS RATES: ALL WRITERS

The data in the preceding sections included only information for first-time writers, to avoid counting the same candidate more than once. However, candidates who are unsuccessful on the CRNE may write the exam up to three times, with the possibility of writing more than once in the same calendar year.

In this section on successful candidates, the data cover both first-time and repeat writers. The total number of successful CRNE writers provides an indication of how many new nurses are available to enter the Canadian workforce, with the recognition that the data do not include Quebec licensure examination writers. As well, some candidates may still need to meet other requirements to be registered.

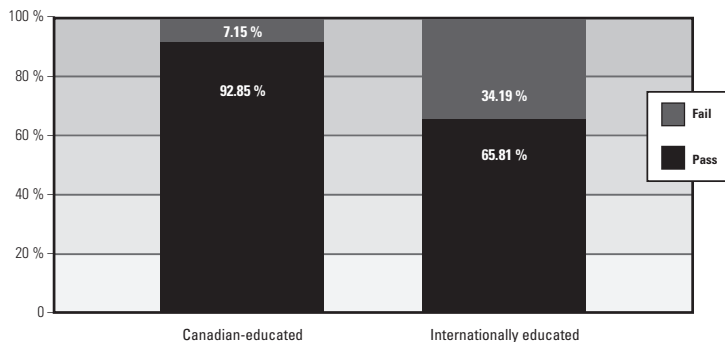
Of the 9,479 first-time and repeat writers, 8,005 passed the CRNE in 2008. Among the successful candidates, 85% were educated in Canada and 15% were educated internationally. Ontario, British Columbia and Alberta had the highest numbers of successful candidates, which is not surprising, given that these three provinces had the highest numbers of CRNE writers overall. A total of 64,659 candidates passed the CRNE between 2000 and 2008. Of that number, 12,475 were internationally educated, representing 19% of the total.

All Successful CRNE & EAIC Writers by Calendar Year



Source: Canadian Nurses Association, Department of Regulatory Policy.

Pass/Fail Results by Location of Education for First-Time CRNE Writers, 2008



Source: Canadian Nurses Association, Department of Regulatory Policy.

This document has been prepared by CNA to provide information and support CNA in the pursuit of its mission, vision and goals, as established by the CNA Board of Directors.

The CRNE Bulletin is published by the Regulatory Policy department of the Canadian Nurses Association.

For more information mail, fax or e-mail:
 Canadian Nurses Association
 50 Driveway
 Ottawa, ON Canada K2P 1E2
 Telephone: 1-800-361-8404 or 613-237-2133
 Fax: 613-237-3520
 E-mail: info@cna-aiic.ca
 Website: www.cna-aiic.ca